



Webelos Walkabout #5: Describe and identify from photos any poisonous plants and dangerous animals and insects you might encounter on your hike or activity.



Snakes!

Visit Troops!

Scouting Adventure #2a: Visit a Scouts BSA troop meeting with your parent or guardian and, possible, with your den members and leaders. Find troops near you at BeAScout.org or the district website.



Webelos Scout Resource Guide



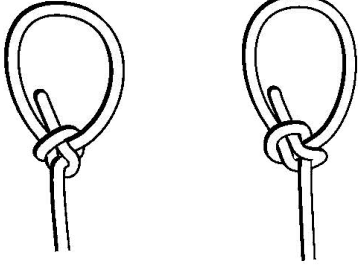
The goal of the Webelos program is to give Scouts a taste of the Scouts BSA program. The passport contains some Scouting skills that every Webelos Scout should practice and know.



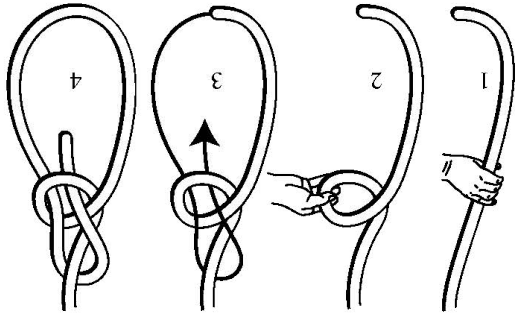
Find more passports at shac.org/passports.

Name: _____

Tightened correctly Tightened incorrectly



After the bowline has been formed, you must tighten it correctly like this.



(Outdoorsman #3: Show how to tie a bowline Explain when this knot should be used and why. Teach it to another Scout who is not a Webelos Scout.)

Bowline Knot



Photo Credit: fpwd.texas.gov



Webelos Walkabout #5: Describe and identify from photos any poisonous plants and dangerous animals and insects you might encounter on your hike or activity.



Poisonous Plants!

Scout Oath!

Scouting Adventure #1a: Repeat from memory the Scout Oath, Scout Law, Scout motto and Scout slogan. In your own words, explain their meanings.



On my honor I will do my best
To do my duty to God and my country
And to obey the Scout Law;
To help other people at all times;
To keep myself physically strong,
Mentally awake, and morally straight.



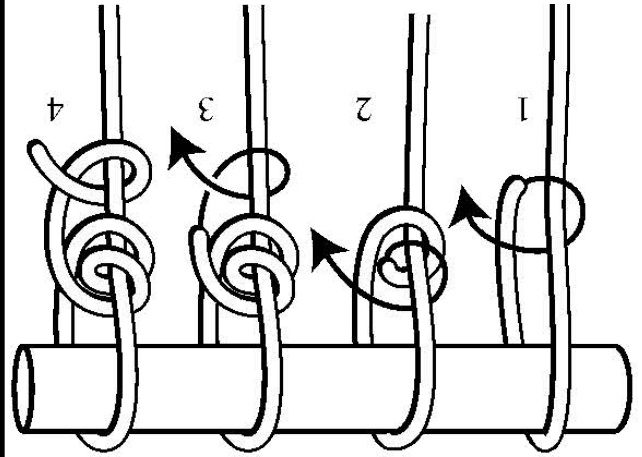
Scout Motto!

Be Prepared.

Questions for Troop Visits

The choice of a troop is a personal decision. Possible questions when visiting a troop.


- How many Scouts and leaders are in the troop?
- What is the age range of the Scouts? Is the troop currently able to hold the interest of the older as well as younger Scouts? Do they offer (or plan to offer) any high adventure activities?
- Who are the Scout leaders in the troop? Are they all trained? What training have they attended and when?
- Is the troop youth run? What is their feeling about youth leadership?
- What is their activity program like?
- What is a typical meeting like?
- What are their uniform requirements?
- Does the troop attend summer camp? What percentage of the troop attended last year? Where do they go? Do they always go to the same camp? How many leaders attend camp with the Scouts?
- How do they utilize the advancement program?
- What are the fees?
- Observe how the youth interact. How do they treat the visitors?
- What can parents do to help?



(Scouting Adventure #5a: Show how to tie a square knot, two half hitches, and a taut-line hitch Explain how each knot is used)



Taut-line Hitch



encounter on your hike or activity.

Webelos Walkabout #5: Describe and identify from photos any poisonous plants and dangerous animals and insects you might



Poisonous Insects!

Webelos Events!

Upcoming events for Webelos Scouts:

Webelos Coyote Trail Xtreme

Webelos Coyote Trail Xtreme is an annual event held each fall for 4th and 5th grade Webelos Scouts at Bovay Scout Ranch. During this fast-paced, fun-filled weekend Webelos Scouts will work on advancements and be introduced to the patrol method. Webelos Scouts will learn the importance of teamwork and other skills they will need for their first camp out with a troop, such as fire lays, basic knots, lashings, and more. www.shac.org/wctx.

Scout Law!

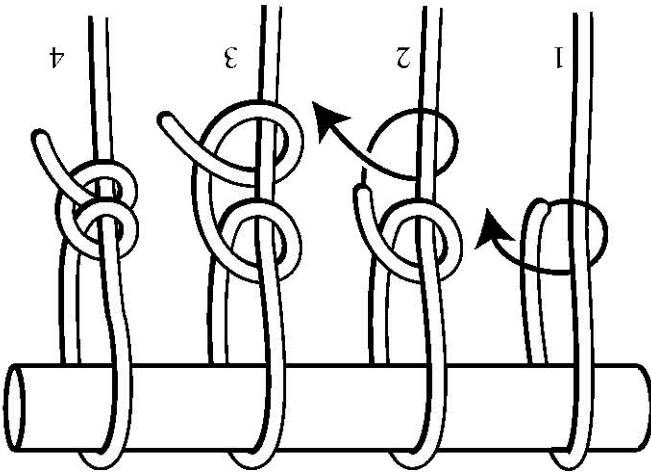


- A Scout is
- Trustworthy
- Loyal
- Helpful
- Friendly
- Courteous
- Kind
- Obedient
- Cheerful
- Thrifty
- Brave
- Clean
- Reverent.



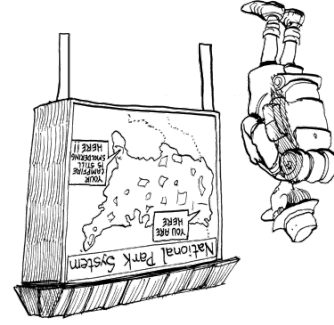
Scout Slogan!

Do a Good Turn Daily!



(Scouting Adventure #5a: Show how to tie a square knot, two half hitches, and a taut-line hitch Explain how each knot is used)

Two Half Hitches



- Be conservation minded.
 - Be considerate in the outdoors, and
 - Be careful with fire,
 - Be clean in my outdoor manners,
- As an American, I will do my best to –

and Leave No Trace.
After one outing, list the things you did to follow the Outdoor Code

Trace Principles for Kids from memory. Talk about how you can

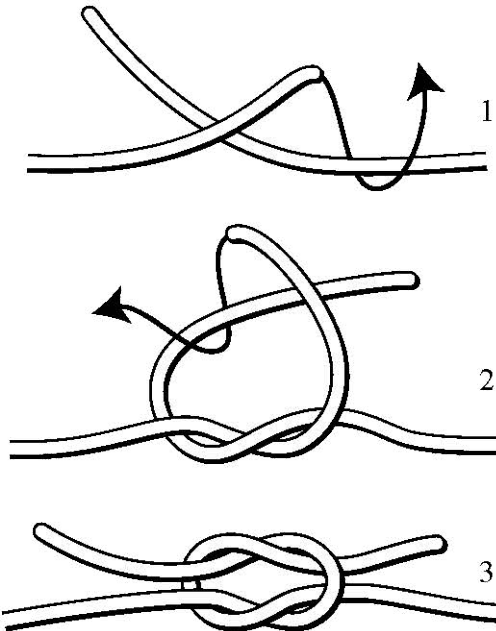
Outdoorsman #4: Recite the Outdoor Code and Leave Not

Outdoor Code



Square Knot

(Scouting Adventure #5a: Show how to tie a square knot, two half hitches, and a taut-line hitch Explain how each knot is used)



Knot pictures: Six Boy Scout Knots – meritbadge.org

Leave No Trace Principals for Kids



1. Know Before You Go
2. Choose the Right Path
3. Trash Your Trash
4. Leave What You Find
5. Be Careful With Fire
6. Respect Wildlife
7. Be Kind to Other Visitors

